

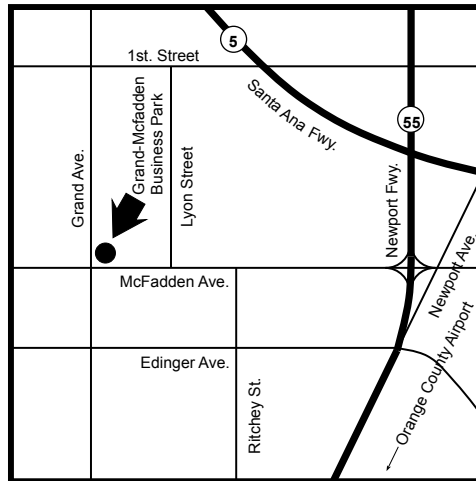
1,848 SQ. FT. - Santa Ana
 Multi-Tenant - Showroom/Office/Warehouse
1415 E. McFadden Ave., Ste. D

FOR LEASE

- Good Freeway Access
- High Traffic Intersection
- Storefront Windows

- 13' Clearance
- Enterprise Zone
- Air-Conditioned Office

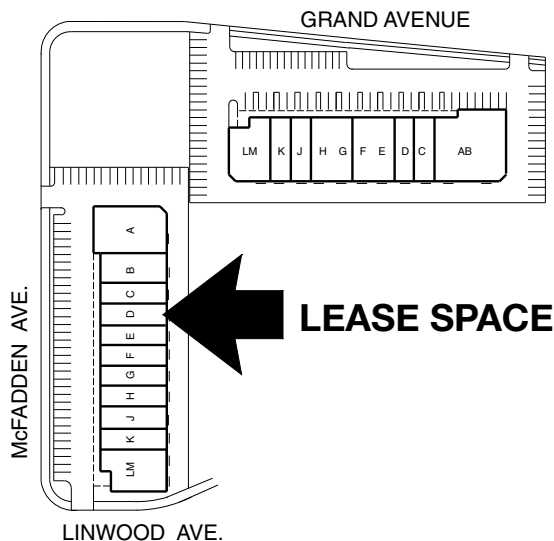
1415 E. McFadden Ave., Ste. D Santa Ana	
Building Size-Sq.Ft.	1,848
Offices - Sq.Ft.	360
Warehouse - Sq.Ft.	1,488
Land Area - Sq.Ft.	P.O.L.B.
AMENITIES	
Clearance	13'-0" Min.
Coffee Bar/Lunch Area	Yes
Fenced Yard	No
Free Standing	No
HV&AC	Offices
Overhead Doors - G.L.	1 - 10'x10'
Overhead Doors - D.H.	---
Parking Spaces	3*
Power	100A//3P
Restrooms - Offices	1
Restrooms - Warehouse	0
Skylights - Warehouse	Yes
Space Heaters	No
Sprinklered	No
Trash Enclosure	No
Warehouse Lighting	Fluorescent
Will Amortize Add'l T.I.'s	Yes
AVAILABLE	NOW
LOK BOX	Call to show



AREA MAP

Grand-McFadden Business Park

SITE PLAN



Floor Plan On Reverse

FULL COMMISSION TO BROKERS

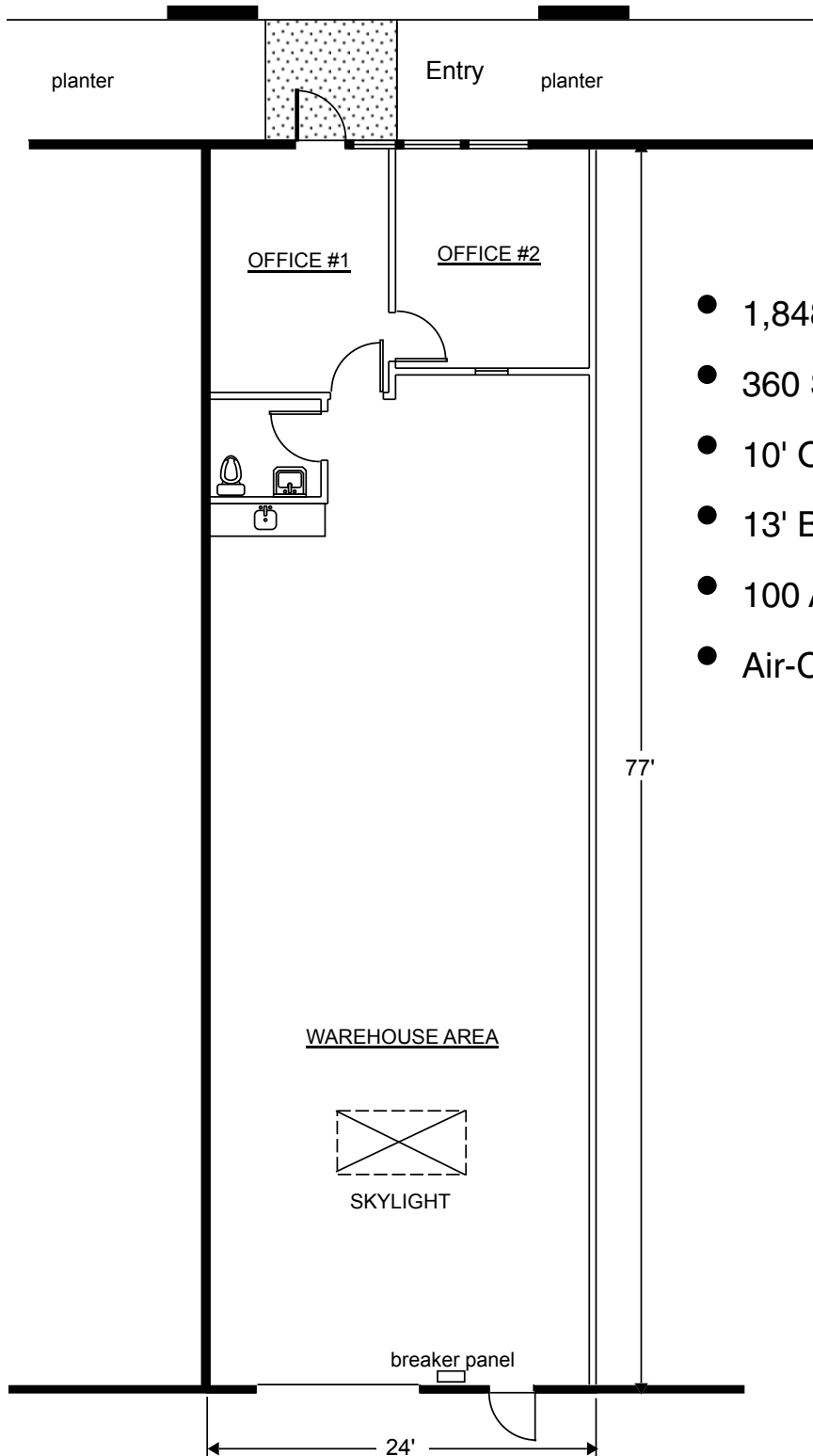
This property is offered subject to leasing or removal from market without prior notice.

*Floor Plan and all Dimensions Are Approximate;
 Drawings Not To Scale*

ISIDORE C. MYERS
 JOSEPH A. **ERICKSON**
 Properties, Inc.

1415 E. McFadden Ave., Ste. D

FLOOR PLAN



- 1,848 Total Sq.Ft.
- 360 Sq.Ft. Office
- 10' OHD Clearance
- 13' Beam Clearance
- 100 A, 3-Ph Available
- Air-Conditioned Offices

ISIDORE C.
MYERS
JOSEPH A.
ERICKSON
Properties, Inc.

Floor Plan and All Dimensions Are Approximate; Drawings Not To Scale